


BRIKERS LATVIJA – PAVEMENT EXPERT ALREADY FOR 15 YEARS

WWW.BRIKERS.EU



📍 **RIGA**  
Katlakalna iela 9a  
LV-1073

📍 **DOBELE**  
Lauku iela 25  
LV-3701

📍 **LIEPĀJA**  
Meldru iela 1  
LV-3401

📍 **KAUNAS**  
R. Kalantos g. 85  
LT-52310

✉ **info@brikers.lv**

☎ **+371 67 134 907**



/brikerslatvia


2022



# BRIKERS – UNIQUE PAVING STONES

**The most up-to-date and most powerful manufacturer  
of concrete products in the Baltic states!**

It is in our nature to both realise and be realised – pavement is a creative stone for us, so we bring opportunities to the market that have never been seen in Latvia before. From our beginnings in 2008, we introduced Retro pavement and Colourmix, then Comfort Outline, and over the years we have continued to vary the pavement shapes, including triangles and hexagons, and we also have special kerbs – coloured.



“ Stones don't talk, but we like to talk about them – always supporting dreams of a special house yard, square or street. We were the first to do that too – to produce pavement to individual requirements. We have our own way of how to make Latvia more beautiful.

Our pavement can be seen at the foot of the Freedom Monument and in the squares near the Latvian National Opera. It covers the Daugava promenade in Riga and the surroundings of the National Library of Latvia, the Spīķeri quarter and Jaunā Teika, Kr. Barona Street and part of the Hanza perons (Hansa platform) courtyard. It welcomes people at the Mežaparks residences and the Akropole Alfa shopping centre's car park. It awaits us in every city, in the streets and house yards, in Tērvete Park, at the Gors Concert Hall in Rezekne and on the other side of our country at the Great Amber in Liepāja.

And the recipe for our own pavement is 99% made from raw materials sourced in Latvia. The paving stones themselves are well-drained, and we produce them in a completely green way – with no excess CO2 emissions, no dust or clay admixture, and the process is laboratory-controlled – our own quality standards are higher than standards set as the national.

# How to choose pavement?

## Shape

The choice of the shape is directly related to the architecture of the house and other building elements. If you have Scandinavian-style architecture, straight, regular-shaped pavement, large and small, will suit it best, while curved or round pavement with rounded outline will work well if the design of the house and other elements are curved or round. A combination of different shapes and sizes can also create a pattern in your yard.

## Collection

**The Comfort collection** pavement will be more suitable for cycling, rollerblading and will also look stylish with modern Scandinavian-style buildings, as it will not create gaps between the paving stones. Narrow and straight line pattern.

**The Classic collection** pavement will create a classic look with a gap about 5 millimetres deep between the paving stones.

**Paving stone of the Modern collection** – a compromise between the Comfort and Classic lines.

## Colour

**Colour** – standard base colours – grey, red, brown, black, olive, light grey.

**Colourmix** is a special colour combining technology that allows you to create a one of a kind and unique colour play.

## Finishing

**Classic style** – classic, natural, smooth surface without any special processing.

**Abrasive style** – a pavement that has its smooth surface exposed by a special processing technology, creating a rough, grainy (washed) surface texture.

**Retro style** – this finishing pavement will be particularly suitable for renovated buildings as it will add an antique charm. During the special processing, the pavement is "aged". This is a great alternative to quarried stone. Retro finishes are also possible on coloured paving stones.

**Brikers Signature** – within this special line, exclusive materials of different origins are used in the pavement top layer, such as Italian marble, volcanic basalt, as well as rock materials from different Mediterranean countries.

## Info



Collection



Product name



Size, mm



Per package, m² or pcs.



Package weight, t



Colour




Minimum individual order size 150 m²



The product is sold in complete packages



The number of square metres per pallet may vary slightly depending on the factory where the product is manufactured



**Prices, EUR**  
Scan or see [www.brikers.eu](http://www.brikers.eu)

INFO



# Colourmix



Colourmix is a special colour combining technology that allows you to create a one of a kind and unique colour play

Colourmix is available in 6 colours and 7 different shapes ► p. 7-8




COLOURMIX



# Colourmix




MERCURY



COPPER



SILVER




AMBER



BRONZE



COBALT



Modern

**Dekor 600**

300×600×80

8,64

1,57



Modern

**Dekor 300+**

300×300×80

8,64

1,56



Comfort

**Dekor 240C**

240×160×80

9,22

1,65



Comfort

**Dekor 160C**

160×160×80

8,60

1,54




R

+

m<sup>2</sup>

L




Modern

**Scandinavian mosaic 6**

140×140×60  
280×140×60  
280×210×60

11,64

1,57




Comfort

**Barons 360 C**

360×60×80

8,17

1,44



Comfort

**Prizma 6 C**

200×100×60

11,88

1,60



R

+

m<sup>2</sup>

L

COLOURMIX



# BRIKERS *Signature*



Within this special line, exclusive materials of different origins are used in the pavement top layer, such as Italian marble, volcanic basalt, as well as rock materials from different Mediterranean countries


Brikers Signature available in 7 colours and 7 different shapes ► p.11-12




BRIKERS SIGNATURE



# BRIKERS Signature



WHITE PEARL



GRANITE




ONYX



BLACK PEARL




BLACK MARBLE



WHITE MARBLE



CORAL



Modern

Scandinavian mosaic 6

140x140x60  
280x140x60  
280x210x60

11,64

1,57



Modern

Tile 8

375x375x80

8,40

1,53



Modern

Victorian

230x200x60  
230x100x60

11,30

1,53



Modern

Dekor 150

150x150x80

8,64

1,54



Modern

Dekor 300

150x300x80

8,64

1,55



Classic

Prizma 6

200x100x60

11,88

1,60



Classic

Prizma 8

200x100x80

8,64

1,54



BRIKERS SIGNATURE




# Retro style



Retro style is available in 3 colours and 2 different shapes ► page 16

---


This finishing pavement will be particularly suitable for renovated buildings as it will add an antique charm. During the special processing, the pavement is "aged". This is a great alternative to quarried stone. Retro finishes are also possible on coloured paving stones



RETRO STYLE




# Retro style



BLACK



RED



BROWN



Classic

**Dekor 240**

160x240x80

9,22

1,65



Classic

**Dekor 160**

160x160x80

8,60

1,54



**R**

**+**

**m²**

**t**

RETRO STYLE



# Colour



Standard primary colours – red, brown, black, light grey, olive, yellow and grey

Colour available in 7 colours and 33 different shapes ► p. 19–24



COLOUR



# Colour



GRAY



LIGHT



BLACK



RED




BROWN



OLIVE



YELLOW




Comfort

**Scandinavian mosaic 6C**

140x140x60  
280x210x60  
280x140x60

11,64

1,57



Comfort

**Domino 5 C**

140x280x50

14,27

1,60



Comfort

**Dekor Field C**

240x160x60

11,52

1,55



**R**














**m²**














**t**














COLOUR














# Colour

				
				
<b>Prizma 6 C</b>	<b>Prizma 8 C</b>	<b>Dekor 150 C</b>	<b>Dekor 160 C</b>	
200x100x60	200x100x80	150x150x80	160x160x80	
11,88	8,64	8,64	8,60	
1,60	1,54	1,54	1,54	

				
				
<b>Dekor 240 C</b>	<b>Barons 240 C</b>	<b>Barons 360 C</b>	<b>Tavr 8 C</b>	
240x160x80	240x60x80	360x60x80	200x162x80	
9,22	9,07	8,17	8,39	
1,65	1,59	1,44	1,46	

				
				
<b>Dekor 300+</b>	<b>Dekor 300</b>	<b>Dekor 150</b>	<b>Eko</b>	
300x300x80	150x300x80	150x150x80	200x200x80	
8,64	8,64	8,64	9,60	
1,56	1,55	1,54	1,38	

			
			
<b>Scandinavian mosaic 6</b>	<b>Scandinavian mosaic 8</b>	<b>Victorian</b>	
140x140x60 280x210x60 280x140x60	140x140x80 280x210x80 280x140x80	230x200x60 230x100x60	
11,64	8,48	11,30	
1,57	1,52	1,53	







Modern

**Dekor 600**

300×600×80

8,64

1,57



Classic

**Bermunda**

200×200×200×80

8,28

1,62




Classic

**Dekor 160**

160×160×80

8,60

1,54




Classic

**Dekor 240**

160×240×80

9,22

1,65




Classic

**Mosaic Doble 6**

120×120×60  
180×120×60  
240×120×60  
240×240×60

12,67

1,70



Classic

**Mosaic Doble 8**

120×120×80  
180×120×80  
240×120×80  
240×240×80

9,22

1,65



Classic

**Nostal 6**

180×120×60

11,40

1,53



Classic

**Nostal 6 S**

120×120×60

12,67

1,69



Classic

**Nostal 8**

180×120×80

8,29

1,48



Classic

**Prizma 6**

200×100×60

11,88

1,60



Classic

**Prizma 8**

200×100×80

8,64

1,54



Classic

**Uni 8**

225×112,5×80

8,10

1,45



Classic

**Uni 6**

225×112,5×60

11,09

1,52



Modern

**Tile 7**

375×375×70

9,28

1,47



Modern

**Tile 8**

375×375×80

8,40

1,53



COLOUR





# Abrasive style



Abrasive surface pavement is a pavement that has its smooth surface exposed by a special processing technology, creating a rough, grainy (washed) surface texture

Abrasive style is available in 6 colours and 25 different shapes ► p. 27-30




ABRASIVE STYLE



# Abrasive style



GRAY



LIGHT



BLACK



RED



BROWN



OLIVE

Comfort	Comfort	Modern	Modern	Modern	
<b>Barons 240 C</b>	<b>Barons 360 C</b>	<b>Dekor 150</b>	<b>Dekor 300</b>	<b>Dekor 300+</b>	<b>R</b>
240×60×80	360×60×80	150×150×80	150×300×80	300×300×80	<b>+</b>
9,07	8,17	8,64	8,64	8,64	<b>m²</b>
1,59	1,44	1,54	1,55	1,56	<b>t</b>

Modern	Modern	Modern	
<b>Scandinavian mosaic 6</b>	<b>Scandinavian mosaic 8</b>	<b>Victorian</b>	<b>R</b>
140×140×60 280×210×60 280×140×60	140×140×80 280×210×80 280×140×80	230×200×60 230×100×60	<b>+</b>
11,64	8,48	11,30	<b>m²</b>
1,57	1,52	1,53	<b>t</b>

ABRASIVE STYLE





Modern

**Dekor 600**

300×600×80

8,64

1,57



Classic

**Bermunda**

200×200×200×80

8,28

1,62



Classic

**Dekor 160**

160×160×80

8,60

1,54



Classic

**Dekor 240**

160×240×80

9,22

1,65




Modern

**Tile 8**

375×375×80

8,40

1,53




Classic

**Mosaic Dobe 6**

120×120×60  
180×120×60  
240×120×60  
240×240×60

12,67

1,70



Classic

**Mosaic Dobe 8**

120×120×80  
180×120×80  
240×120×80  
240×240×80

9,22

1,65



Classic

**Nostal 6**

180×120×60

11,40

1,53



Classic

**Nostal 6 S**

120×120×60

12,67

1,69



Classic

**Nostal 8**

180×120×80

8,29

1,48



Classic

**Prizma 6**

200×100×60

11,88

1,60



Classic

**Prizma 8**

200×100×80

8,64

1,54



Classic

**Eko**

200×200×80

9,60

1,38



Classic

**Uni 8**

225×112,5×80

8,10

1,45



Classic

**Uni 6**

225×112,5×60

11,09

1,52



Comfort

**Prizma 6 C**

200×100×60

11,88

1,60



Comfort

**Prizma 8 C**

200×100×80

8,64

1,54



ABRASIVE STYLE



# Paver ending



Kerbs are the borders that often cannot be done without. Especially if they need to hold the ground level. Or, if curved lines are included in the pavement style. And more generally, they are always the beginning and the end of squares, sidewalks and paths. We have square and round ones, in different sizes. Also useful for garden bordering


Available in 11 shapes and sizes, in 5 different colours ► p. 34–36



PAVER ENDING



# Paver ending



**Kerbstone 5**




1000x200x50



56 psc.



1,28



**Kerbstone 8**




1000x200x80



44 psc.



1,61



**Kerbstone low**



1000x150x220



20 psc.



1,51



PAVER ENDING







<b>Kerbstone high</b>	(R)
1000x150x300	(+)
15 psc.	(m²)
1,55	(t)
● ● ● ● ●	(d)




<b>Kerbstone high +</b>	(R)
1000x150x300	(+)
15 psc.	(m²)
1,55	(t)
● ● ● ● ●	(d)



<b>Kerbstone right</b>	(R)
1000x150x300/220	(+)
12 psc.	(m²)
1,07	(t)
● ● ● ● ●	(d)



<b>Kerbstone left</b>	(R)
1000x150x220/300	(+)
12 psc.	(m²)
1,07	(t)
● ● ● ● ●	(d)



<b>Kerbstone VELO</b>	(R)
1000x200x80	(+)
48 psc.	(m²)
1,76	(t)
● ● ● ● ●	(d)



<b>Kerbstone R1</b>	(R)
R: 1	(+)
12 psc.	(m²)
0,84	(t)
● ● ● ● ●	(d)



<b>Kerbstone R3</b>	(R)
R: 3	(+)
12 psc.	(m²)
0,89	(t)
● ● ● ● ●	(d)



<b>Kerbstone R5</b>	(R)
R: 5	(+)
12 psc.	(m²)
0,90	(t)
● ● ● ● ●	(d)



# Elements of landscape



Concrete planters are almost everlasting, which is already an important criterion. And when filled with dirt, they create a solid wall for steep slopes. They can also create their own multi-story flower wall. The variations of the compositions are endless – both between each other and in combination with concrete pillars. Our flowerpots are rectangular and semi-circular, grey and colourful



ELEMENTS OF LANDSCAPE



# Elements of landscape



**Flora Cube**

500x250x250

32 psc.

1,02



**Flora Ring**

Ø 500x300

12 psc.

0,59



**Multistone**

500x250x50

96 psc.

1,59



**Aqualine S**

500x180x80

96 psc.

1,49



**Quadro M**

140x140x500

56 psc.

1,13

**Quadro L**

140x140x800

56 psc.

1,96



**Rondo S**

Ø 125x250

168 psc.

0,96



**Rondo M**

Ø 125x500

81 psc.

0,93



**Rondo L**

Ø 125x800

81 psc.

1,62



ELEMENTS OF LANDSCAPE



